

## With Magnetic Actuator

## Colibri 490



### MAGNETIC ACTUATION

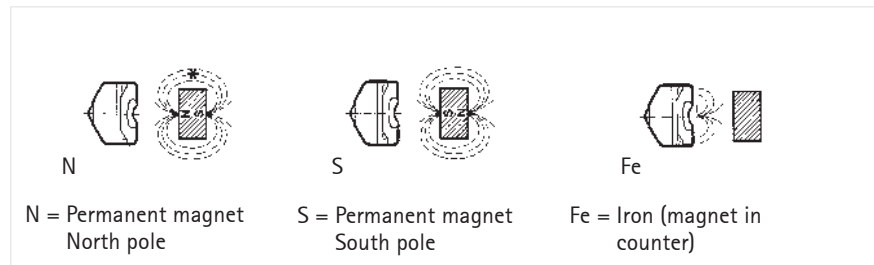


### ACTUATING MAGNETS

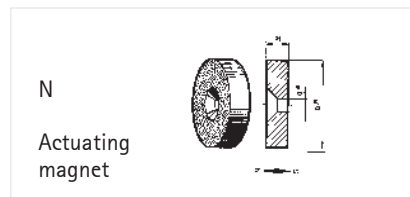
### DIMENSIONS OF ACTUATING MAGNETS

### ATTACHMENT

- Contactless counting
- Miniature size
- Simple installation
- Protection class IP 65
- Maintenance-free operation



The counter is actuated by a magnetic field. With suitable magnets it is possible to achieve actuating distances of up to 50 mm. The direction of approach of the actuating magnet is not critical. When choosing a counter, it is important to observe the correct polarity of the actuator (see Figure).

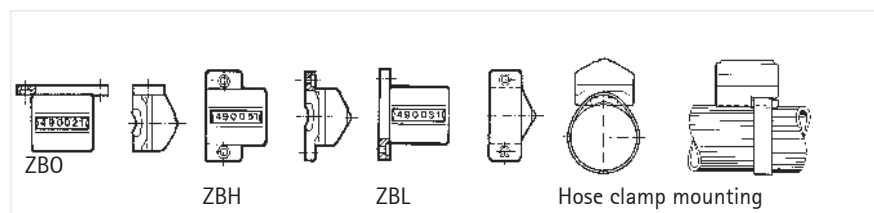


We supply suitable magnets for actuating this counter.

For mounting the magnet via its center hole only screws made of non-magnetic material may be used.

Ordering code	D	d	H
3 532 023	15.2 mm	3.2 mm	6 mm
3 532 024	31.0 mm	5.3 mm	15 mm

"Colibri" is available for several means of attachment:



ZOB = Counter without attachment plate  
ZBO = Counter with attachment plate top

ZBL = Counter with attachment plate left  
ZBH = Counter with attachment plate behind

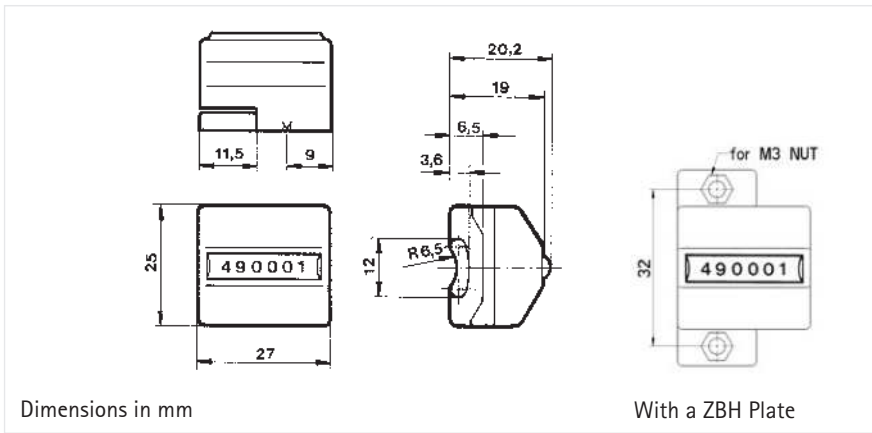
# Colibri 490

## TECHNICAL DATA

## Technical data

Display	6 or 7-digit, depending on version
Digit height	4 mm, visual
Operating temperature	- 10 ... + 50 °C
Storage temperature	- 40 ... + 60 °C
Mounting	depending on version
Mounting position	any
Protection class (DIN 4050)	IP 65
Vibrostability	20 m/s <sup>2</sup> (10...150 Hz) acc. to IEC 068-2-6
Shock stability	2.000 m/s <sup>2</sup> (3 ms) acc. to IEC 068-2-27
Maintenance-free operation	10 million increments
Case	Makrolon
Weight	approx. 12 g
Counting mode	adding
Actuation	with conventional permanent magnets
Actuating distance	Fe-version 0.5 mm N and S magnets see order information
Response flux density	> 10 mT (100 Gauss)
Release flux density	< 4 mT (40 Gauss)
Actuating speed	2 m/s
Counting frequency max.	20 digits/s
Reset	none

## DIMENSIONS



3D CAD models are available on request.

## ORDER INFORMATION

	Ordering code	Ordering code	Ordering code
Counter without attachment	North pole	South pole	Fe
accessories 6-digit	0 490 001	0 490 002	0 490 003
7-digit	0 490 004	0 490 005	0 490 006
Counter with accessories	North pole		
6-digit	0 490 021 includes: 2 490 005 + 3 532 023		
	0 490 061 includes: 2 490 011 + 2 490 012 + 2 490 005		
Attachment plates	ZBO	ZBL	ZBH
	2 490 011	2 490 012	2 490 005
Hose clamps	20 ... 32 mm	25 ... 40 mm	40 ... 60 mm
	3 515 055	3 515 056*	3 515 057
Actuating magnets (North pole)	Distance 10 mm	Distance 30 mm	Magnetic plate 6 mm
	3 532 023	3 532 024*	3 532 025*

\* on request